

HOÀNG VĂN VÂN (Tổng Chủ biên)  
NGUYỄN QUỐC TUẤN (Chủ biên)  
NGUYỄN THỊ LAN ANH  
ĐỖ THỊ NGỌC HIỀN  
NGUYỄN BÍCH THUY  
LƯƠNG QUỲNH TRANG

# Tiếng Anh



NHÀ XUẤT BẢN GIÁO DỤC VIỆT NAM

[timdapan.com](http://timdapan.com)



macmillan  
education

HOÀNG VĂN VÂN (Tổng Chủ biên)  
NGUYỄN QUỐC TUẤN (Chủ biên) - NGUYỄN THỊ LAN ANH  
ĐỖ THỊ NGỌC HIẾN - NGUYỄN BÍCH THUYẾT - LƯƠNG QUỲNH TRANG

# Tiếng Anh



NHÀ XUẤT BẢN GIÁO DỤC VIỆT NAM



[timdapan.com](http://timdapan.com)

## CONTENTS

Lời nói đầu		3
Unit 1	In the school playground	4
Unit 2	In the dining room	7
Unit 3	At the street market	10
Unit 4	In the bedroom	13
Unit 5	At the fish and chip shop	16
Unit 6	In the classroom	19
Unit 7	In the garden	22
Unit 8	In the park	25
Unit 9	In the shop	28
Unit 10	At the zoo	31
Unit 11	At the bus stop	34
Unit 12	At the lake	37
Unit 13	In the school canteen	40
Unit 14	In the toy shop	43
Unit 15	At the football match	46
Unit 16	At home	49
Audio script		52
Answer key		56

## LỜI NÓI ĐẦU

Để giúp các em học sinh lớp 1 học tốt tiếng Anh qua bộ sách *Tiếng Anh 1 – Sách học sinh*, chúng tôi biên soạn cuốn *Tiếng Anh 1 – Sách bài tập*. Cuốn sách được biên soạn theo phương pháp dạy học tiếng Anh hiện đại, với sự hợp tác về chuyên môn và kỹ thuật giữa Nhà xuất bản Giáo dục Việt Nam và Nhà xuất bản Macmillan Education Limited. Mục tiêu chính của cuốn sách là giúp học sinh ôn tập, củng cố và từng bước nâng cao năng lực sử dụng tiếng Anh trên cơ sở sách học sinh.

*Tiếng Anh 1 – Sách bài tập* gồm 16 đơn vị bài tập, bám sát 16 đơn vị bài học trong sách học sinh. Mỗi đơn vị bài tập có các nội dung sau:

- 1 Look and match:** Giúp học sinh ôn lại và nhận biết nghĩa của các từ cơ bản thông qua các tranh.
- 2 Listen and circle:** Giúp học sinh luyện nghe hiểu trong các tình huống giao tiếp.
- 3 Look and trace:** Giúp học sinh luyện cách viết các con chữ cơ bản.
- 4 Look and write. Then say:** Giúp học sinh luyện cách viết các con chữ trong các từ cơ bản và đọc được các từ đó.
- 5 Read and match/circle/tick or cross/number:** Giúp học sinh củng cố và phát triển kỹ năng đọc hiểu các từ và cụm từ đơn giản.
- 6 Game:** Giúp học sinh củng cố vốn từ vựng, phát triển các kỹ năng đọc và nói thông qua các hoạt động, trò chơi sáng tạo và vui nhộn.
- 7 Project:** Là một “Dự án” đơn giản, giúp học sinh ôn lại các từ đã học thông qua các hoạt động để phát huy tính chủ động, sáng tạo, cá nhân hóa trong các tình huống thực tế.

Toàn bộ phần audio của sách bài tập được đăng tải trên ứng dụng sachmem.vn để giáo viên và học sinh sử dụng miễn phí trong quá trình luyện nghe theo các bài tập trong sách.

Tập thể các tác giả hi vọng cuốn sách là tài liệu học tập bổ ích và lý thú, giúp học sinh ôn tập và củng cố năng lực ngôn ngữ, làm nền tảng để học sinh tiếp tục học tốt tiếng Anh ở các lớp sau.


Các tác giả

# Unit

# 1

## In the school playground


1 Look and match.



a. bike      b. Bill      c. book      d. ball


2 Listen and circle.

1 ball      book




a      b

2 bike      book




a      b

3 bike      ball




a      b

4 Ba      Bill



a      b

3 Look and trace.



4 Look and write. Then say.



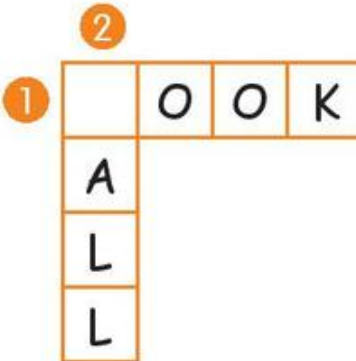
5 Read and match.



1. Hi, Bill.

2. Bye, Bill.

6 Game: Do the puzzle. Then point and say.



7 Project: Find and colour Bill, the ball, the bike and the book. Then point and say.




# Unit

# 2

## In the dining room

1 Look and match.



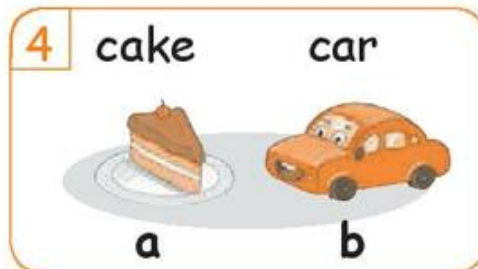
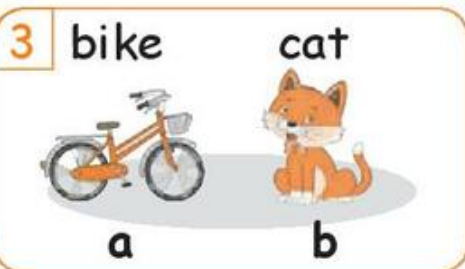
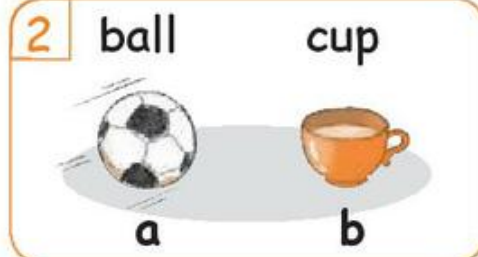
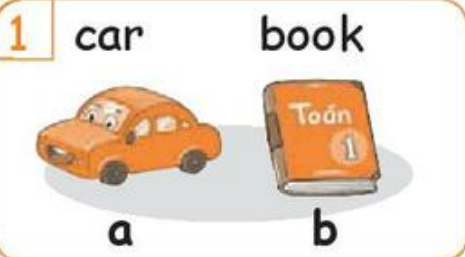
a. cat

b. car

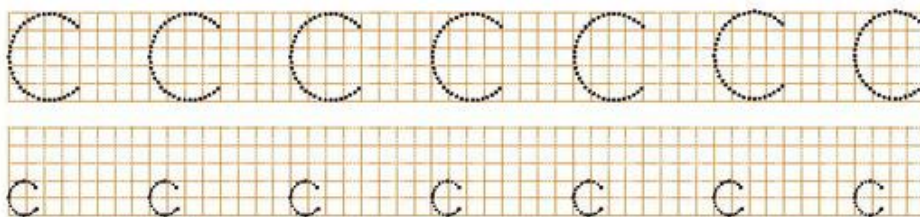
c. cake

d. cup

2 Listen and circle.

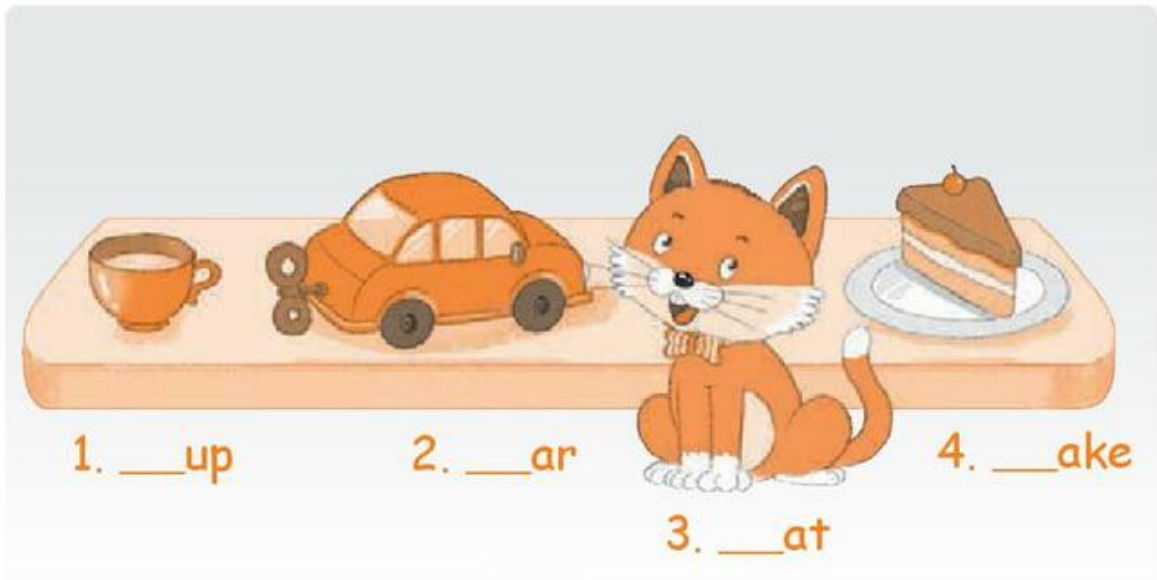


3 Look and trace.





4 Look and write. Then say.



5 Read and match.



a



b

1. a cat



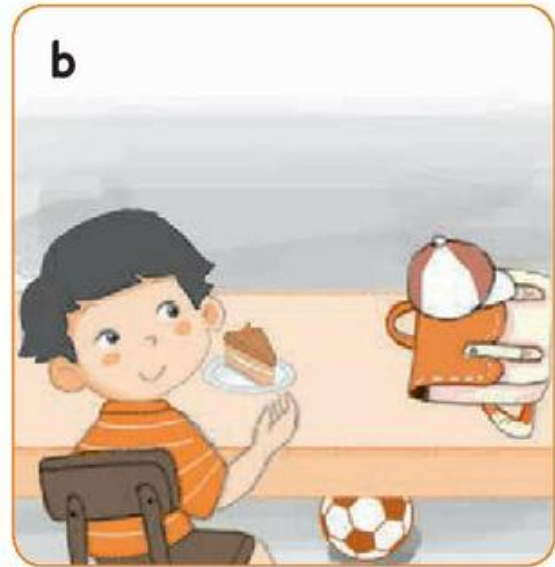
a



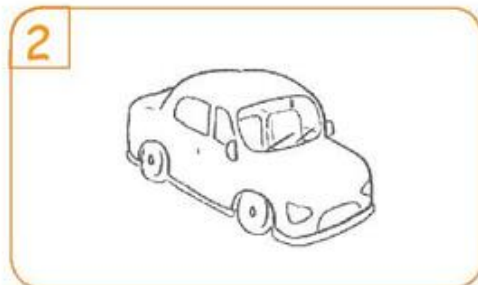
b

2. a car

**6** Game: Point to the differences and say.



**7** Project: Colour the cake, the car, the cat and the cup. Then point and say aloud.



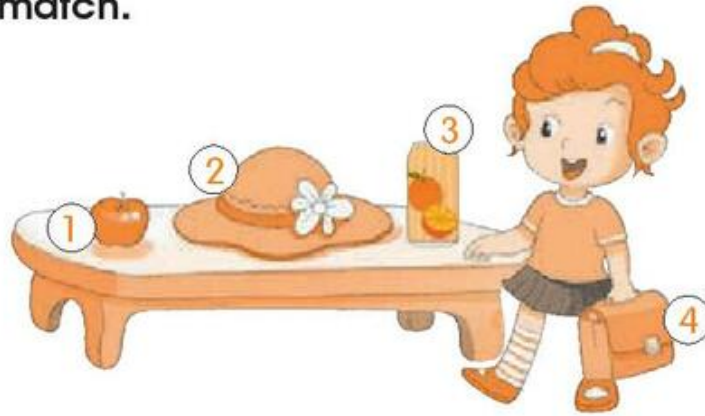
I have a \_\_\_\_\_.

# Unit

# 3

## At the street market

1 Look and match.



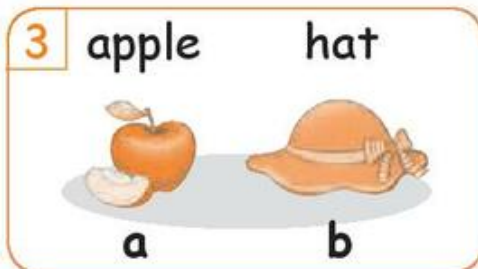
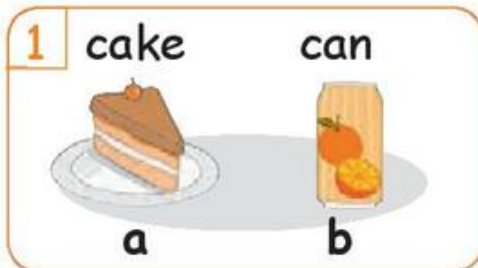
a. apple

b. hat

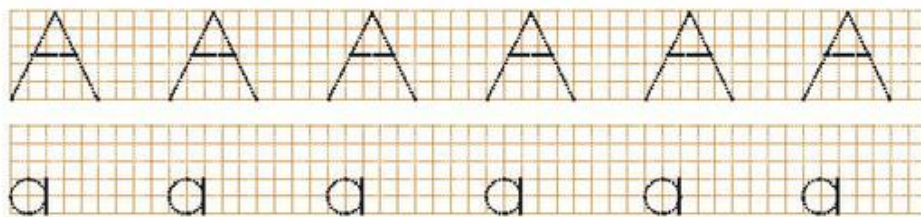
c. bag

d. can

2 Listen and circle.



3 Look and trace.



4 Look and write. Then say.



1. \_\_\_pple    2. h\_\_t    3. c\_\_n    4. b\_\_g

5 Read and match.

1. my can

a



2. my hat

b



3. my apple

c




4. my bag

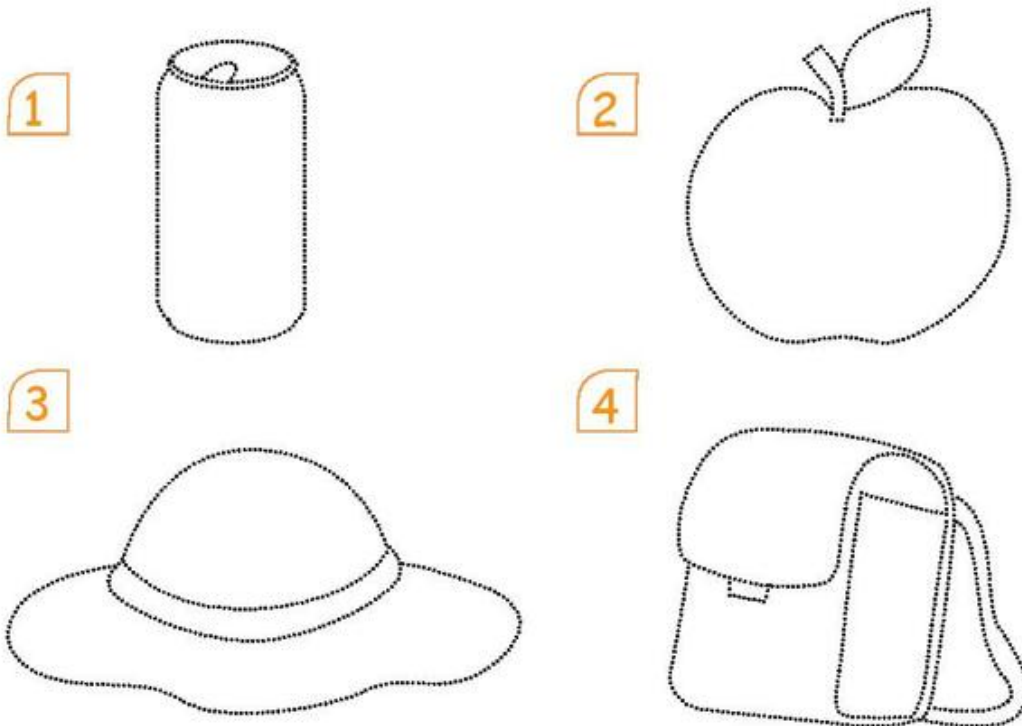
d



6 Game: Do the puzzle. Then point and say.



7 Project: Trace the apple, the bag, the can and the hat. Then point and say.



This is my \_\_\_\_\_.

# Unit

# 4

## In the bedroom

1 Look and match.



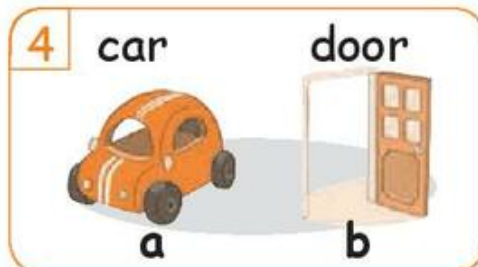
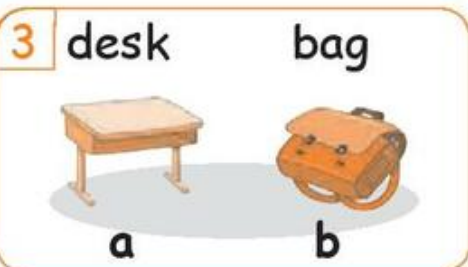
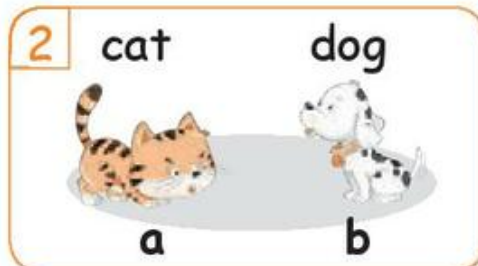
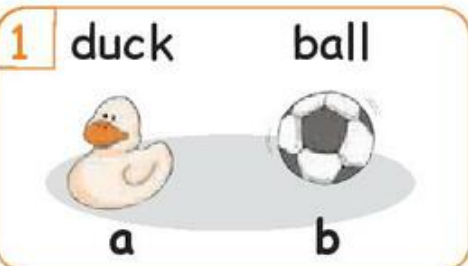
a. duck

b. door

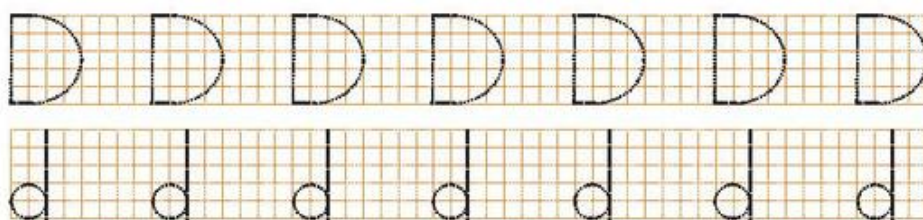
c. dog

d. desk

2 Listen and circle.



3 Look and trace.



4 Look and write. Then say.



1. \_\_\_oor



2. \_\_\_esk



3. \_\_\_og



4. \_\_\_uck

5 Read and match.

1. a dog

a



2. a duck

b



3. a desk

c





4. a door


d





6 Game: Match and say.


1.  This is my \_\_\_\_.


2.  This is my \_\_\_\_.


3.  This is my \_\_\_\_.

4.  This is my \_\_\_\_.

a 

b 

c 

d 

7 Project: Colour the desk, the dog, the door and the duck. Then point and say aloud.



This is a \_\_\_\_.



# Unit

# 5

## At the fish and chip shop

1 Look and match.



a. chips

b. milk

c. chicken

d. fish

2 Listen and circle.

1 chicken chips

a b

2 milk fish

a b

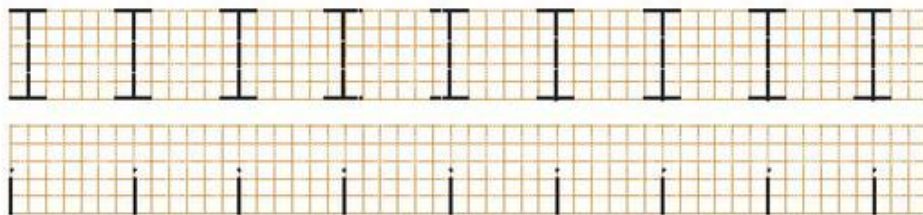
3 chips fish

a b

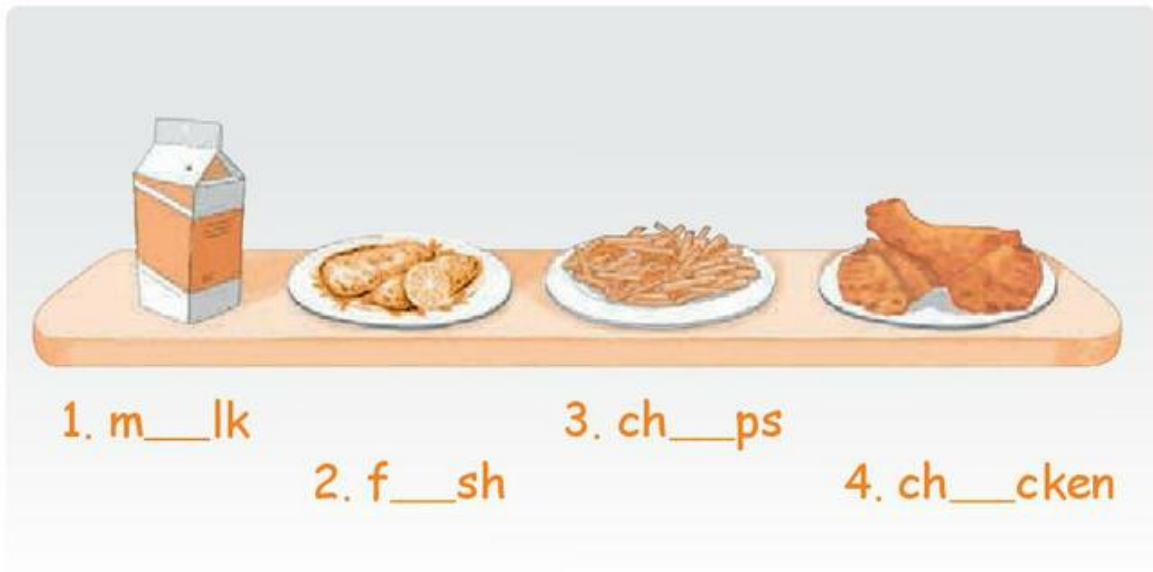
4 chicken milk

a b

3 Look and trace.



4 Look and write. Then say.



5 Read and match.

1. chicken and milk

a



2. fish and chips

b



3. chicken and chips

c





4. fish and milk


d





**6** Game: Match and say.


1.  I like \_\_\_\_\_.


2.  I like \_\_\_\_\_.


3.  I like \_\_\_\_\_.

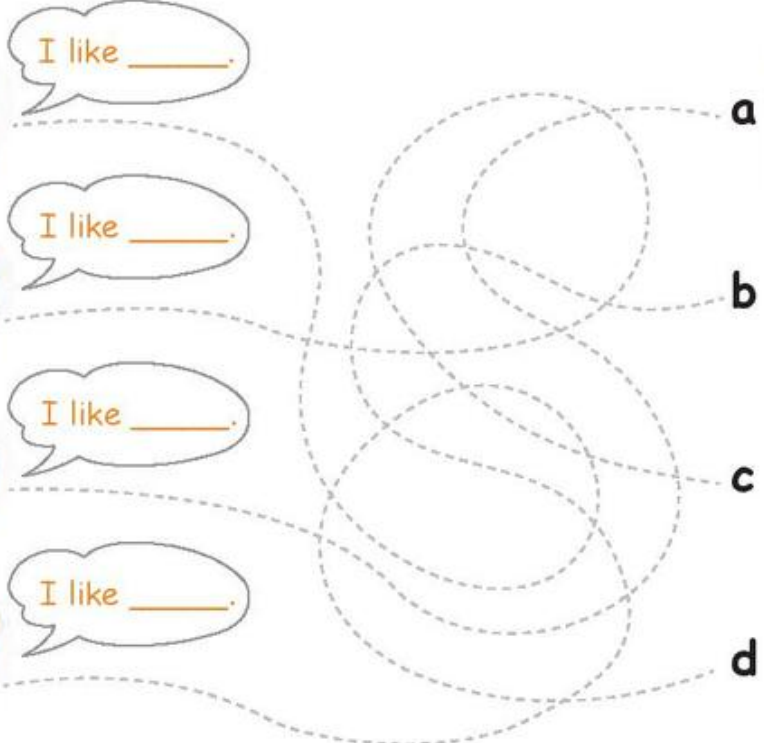
4.  I like \_\_\_\_\_.

a 

b 

c 

d 



**7** Project: Colour the food and drink you like. Then point and say.



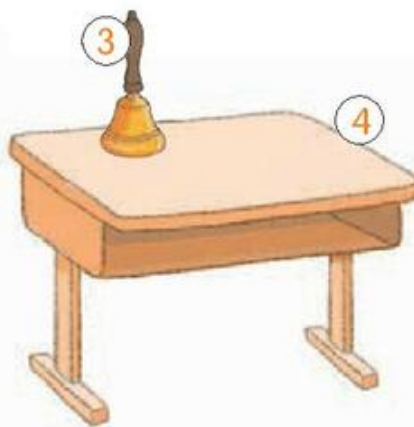
I like \_\_\_\_\_.

# Unit

# 6

## In the classroom

1 Look and match.



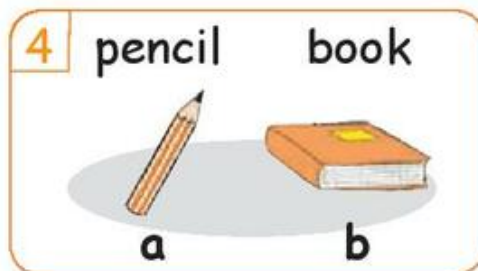
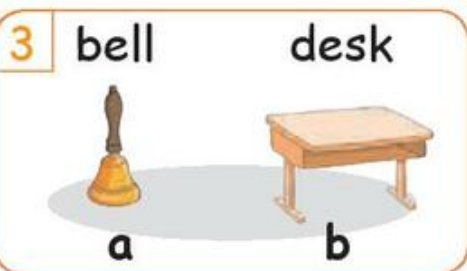

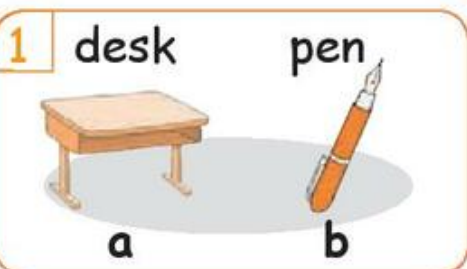
a. bell

b. desk

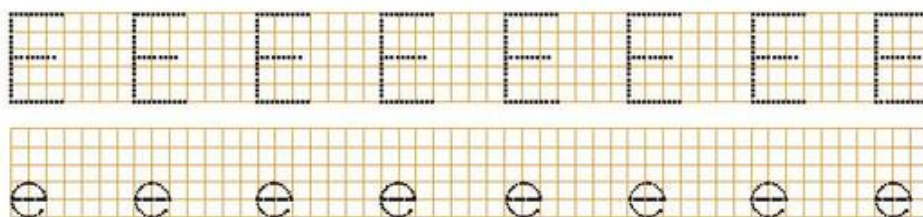
c. pencil

d. pen

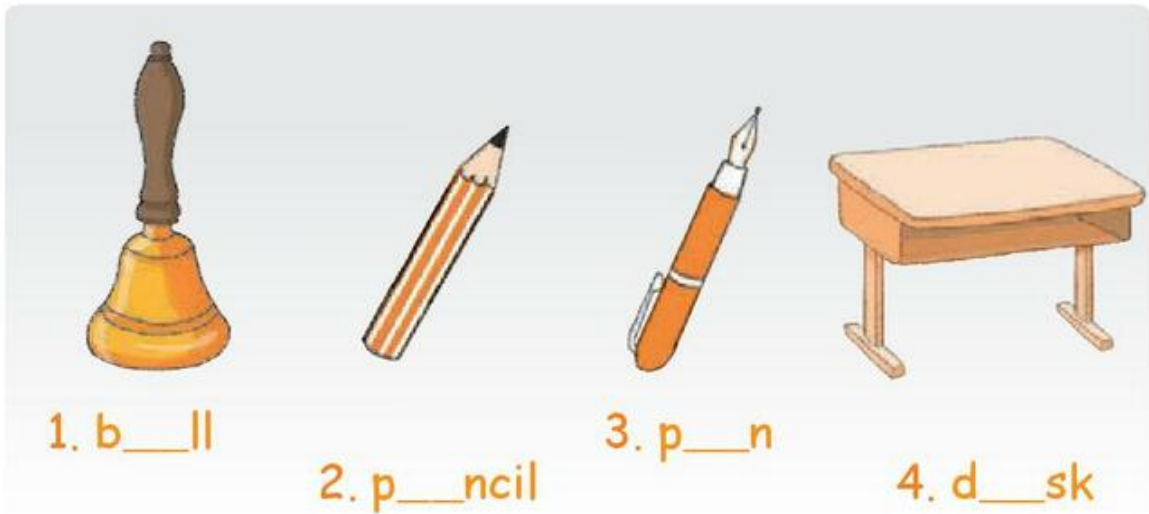
2 Listen and circle.



3 Look and trace.



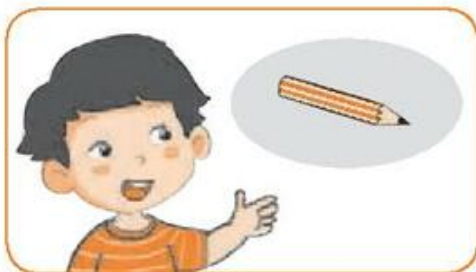
4 Look and write. Then say.



5 Read and circle.




1. a pen



2. a bell

**6** Game: Draw, point and say.




1. pen

2. pencil

3. hat

4. ball

**7** Project: Find and colour the bag, the bell and the pencil red. Then point and say.



It's a red \_\_\_\_\_.

# Unit

# 7

## In the garden

1 Look and match.



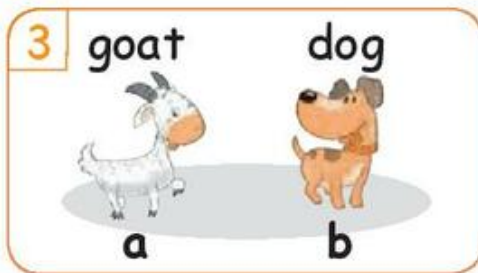
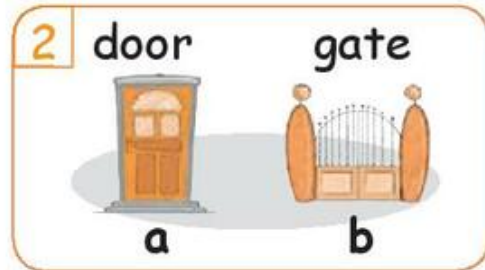
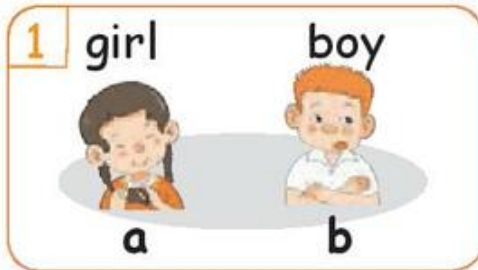
a. girl

b. gate

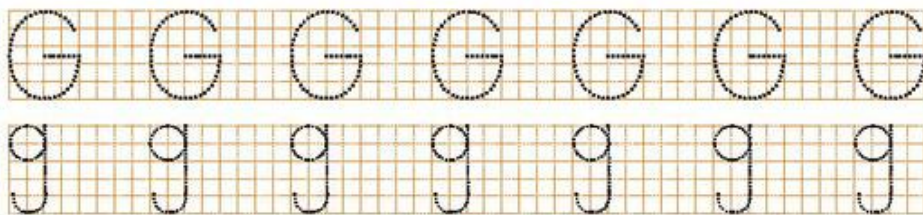
c. garden

d. goat

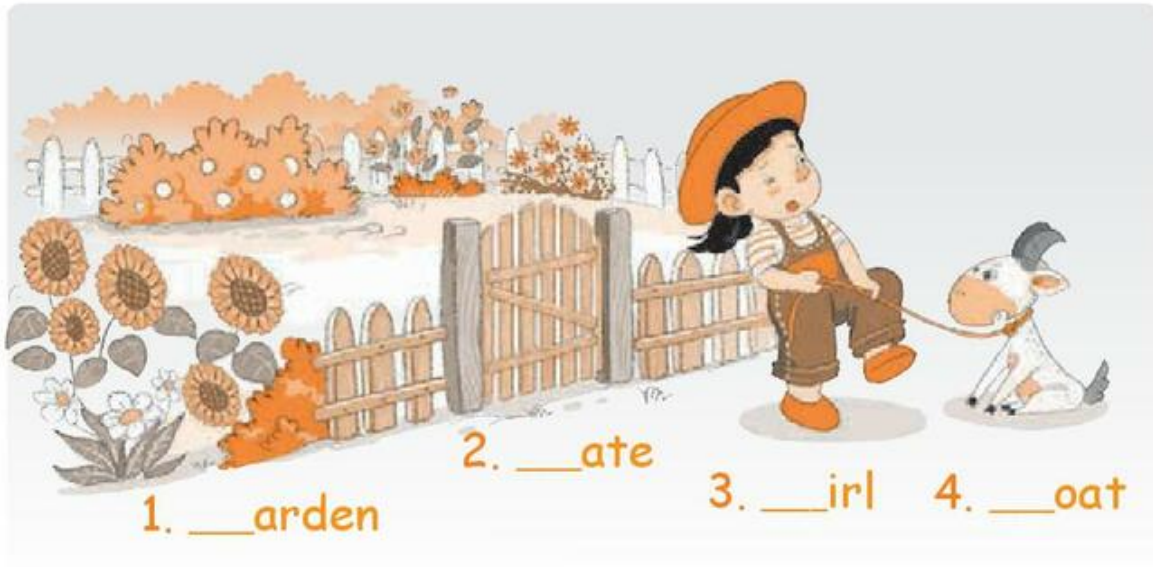
2 Listen and circle.



3 Look and trace.



4 Look and write. Then say.



5 Read and tick or cross.

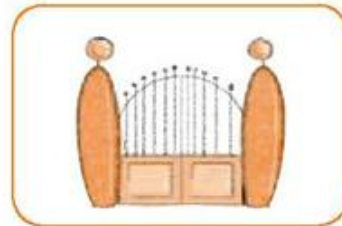
1. a girl



2. a goat



3. a gate




4. a garden






**6** Game: Find and say.



**7** Project: Find and trace the gate, the girl and the goat. Then point and say.



There's a \_\_\_\_.

# Unit

# 8

# In the park

1 Look and match.



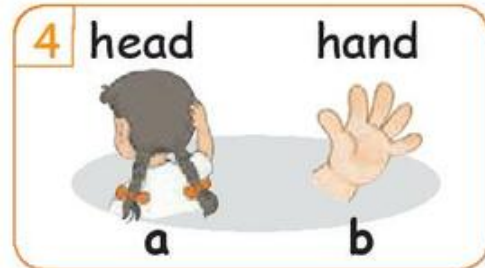
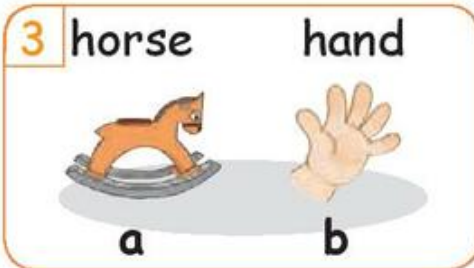
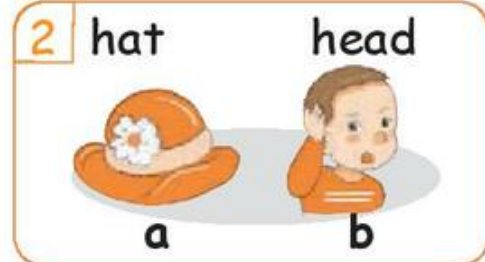
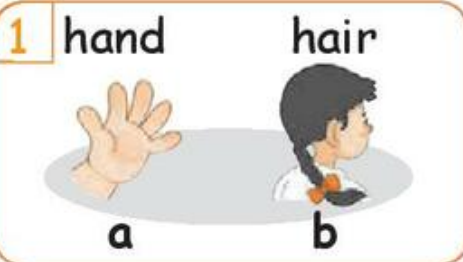
a. head

b. horse

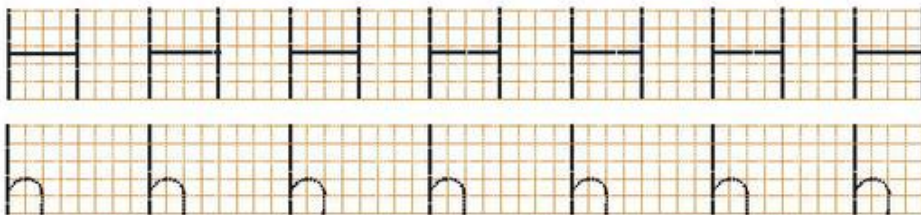
c. hair

d. hand

2 Listen and circle.



3 Look and trace.



4 Look and write. Then say.



5 Read and number.

1. your head

2. your hand

3. your hair



a

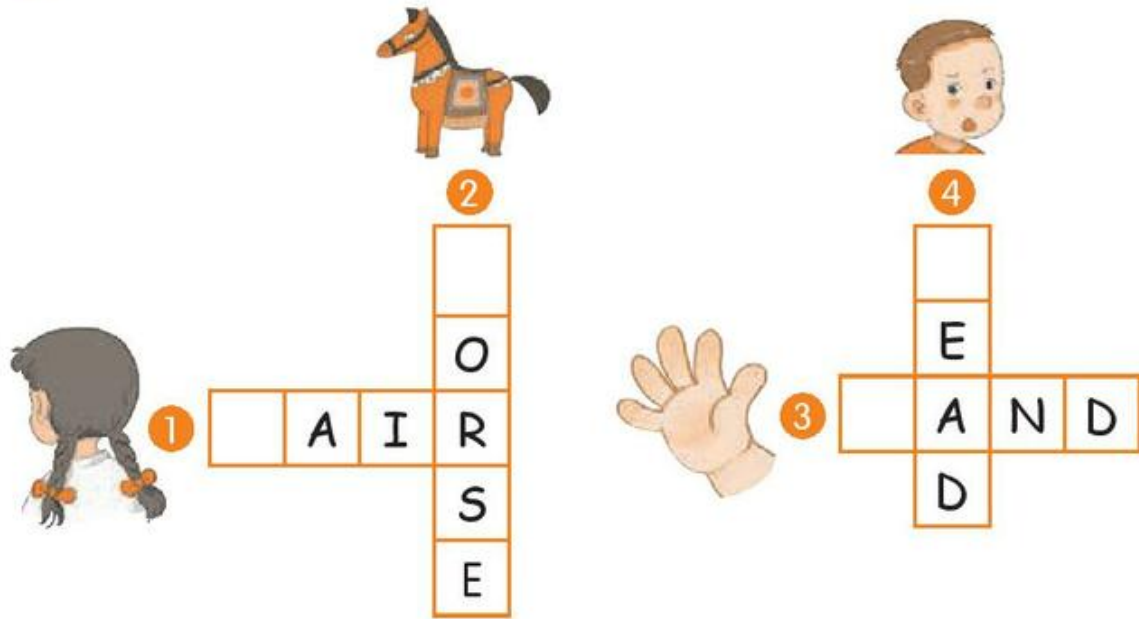


b



c

6 Game: Do the puzzles. Then point and say.



7 Project: Find and colour Hoa's hair, hands and the horse. Then point and say.



# Unit

# 9

## In the shop

1 Look and match.



a. clocks

b. mops

c. locks

d. pots

2 Listen and circle.

1 two locks two cups



a

b

2 three books two clocks



a

b

3 two mops three balls



a

b

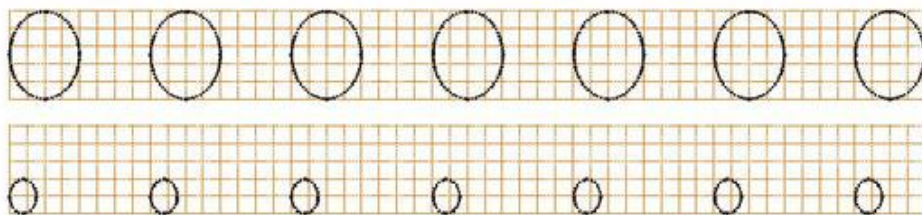
4 two pots two mops



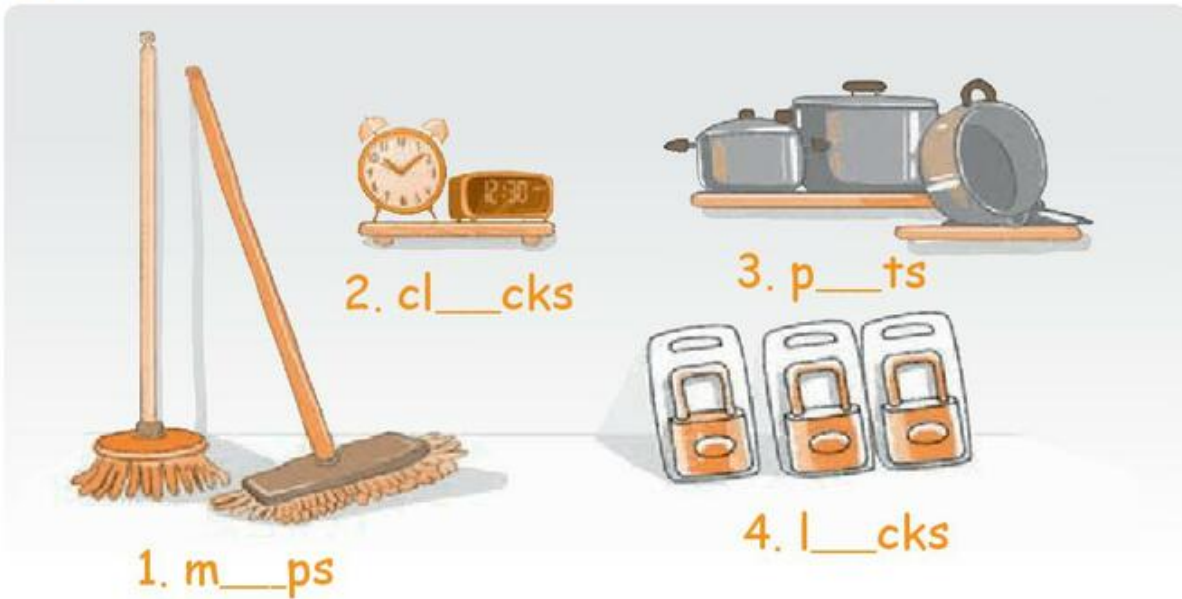
a

b

3 Look and trace.



4 Look and write. Then say.



5 Read and match.

1. two mops

a



2. three pots

b



3. three locks

c



4. four clocks

d



**6** Game: Read and draw. Then point and say.



**1.** four mops



**2.** three pots




**3.** two locks



**4.** five clocks

**7** Project: Find and colour the clocks, the locks, the mops and the pots. Then point and say.



A: How many \_\_\_\_\_?

B: \_\_\_\_\_.

# Unit

# 10

## At the zoo

1 Look and match.



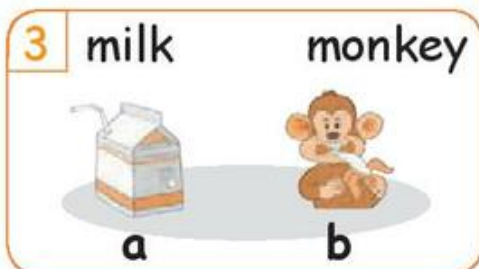

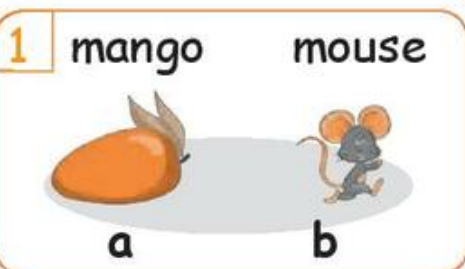
a. mouse

b. mother

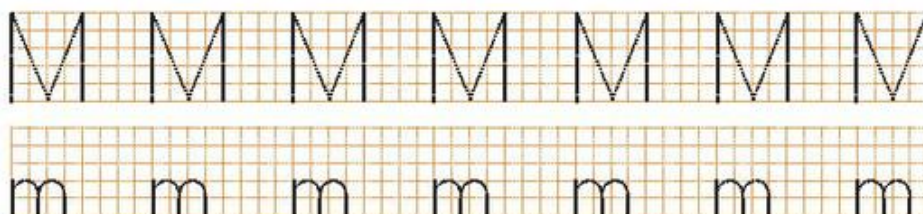
c. mango

d. monkey

2 Listen and circle.



3 Look and trace.





4 Look and write. Then say.



5 Read and tick or cross.

1. my mother



2. a monkey



3. a mouse




4. a mango



6 Game: Do the puzzle. Then say.

1	M	O	P	S		
2	M	A	N	G		
3	M		U	S	E	
4	M		N	K	E	Y
5	M		T	H	E	R

7 Project: Colour the mango, the monkey, the mop and the mouse. Then point and say aloud.



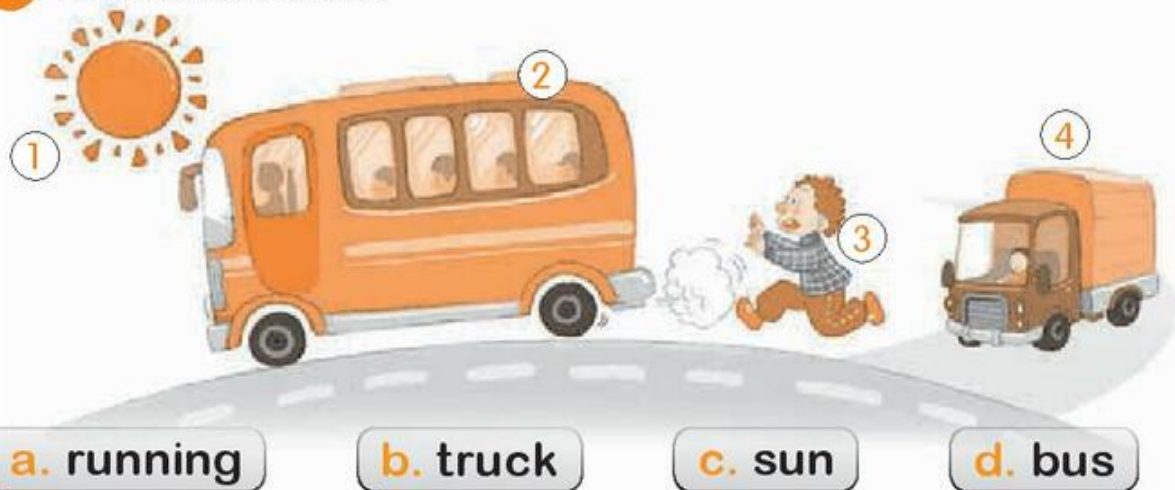
That's a \_\_\_\_\_.

# Unit

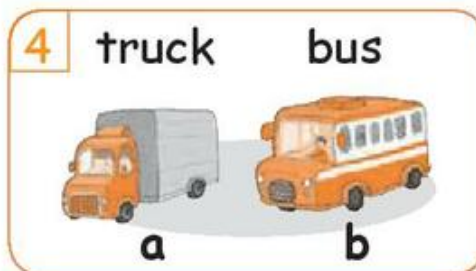

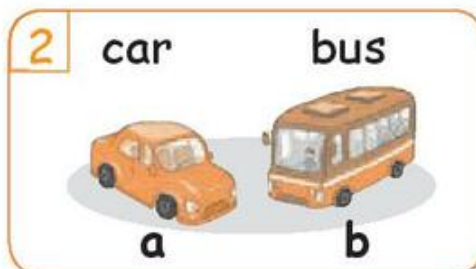

# 11

## At the bus stop

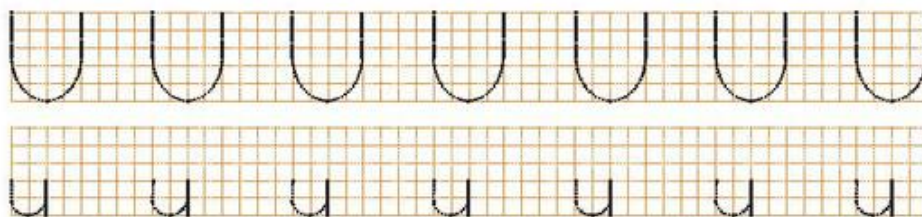
1 Look and match.



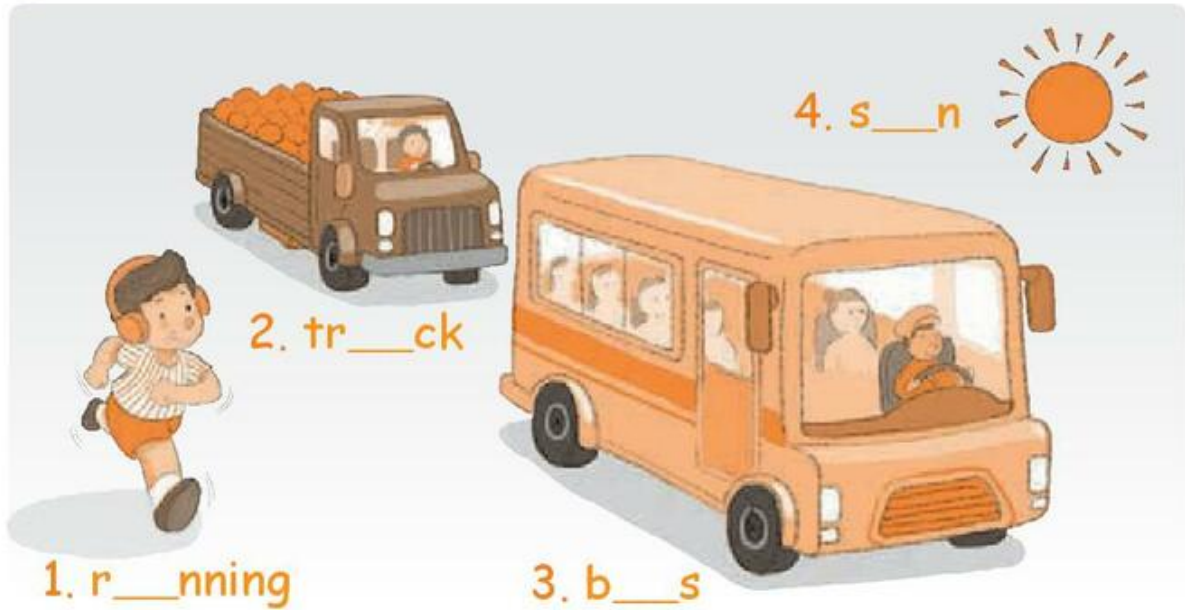
2 Listen and circle.



3 Look and trace.

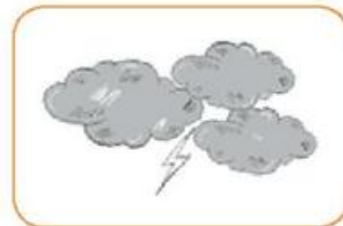


4 Look and write. Then say.



5 Read and tick or cross.

1. the sun



2. running



3. a bus



4. three trucks





6 Game: Circle the words. Then say.



w	i	n	d	o	s	f
a	b	c	e	f	u	t
r	u	n	n	i	n	g
e	s	k	k	c	o	c
s	t	r	u	c	k	a



7 Project: Colour the bus, the sun and the truck. Then point and say aloud.



That's \_\_\_\_\_.

1 Look and match.




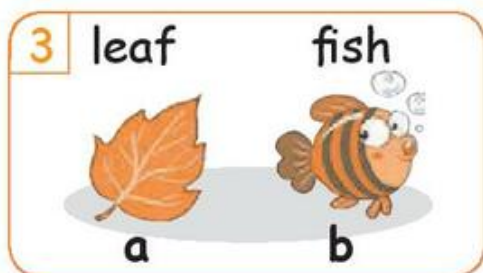

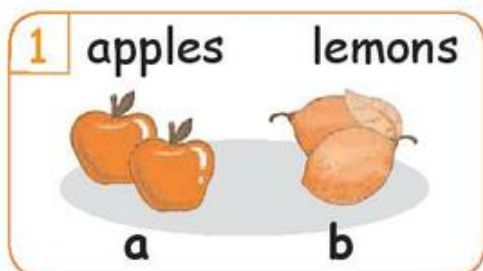
a. Lucy

b. lemons


c. leaf

d. lake

2 Listen and circle.



3 Look and trace.



4 Look and write. Then say.



5 Read and match.

1. a leaf

a



2. the sun

b



3. five lemons

c



4. a lake

d



6 Game: Look at the pictures and write. Then point and say.

1. Look at \_\_\_ ucy.



2. Lucy's running round the \_\_\_ ake.



3. The \_\_\_ eaf is falling to the ground.



4. Lucy and Ann like the \_\_\_ emons.



7 Project: Find and colour Lucy, the lake, the leaf and the lemons. Then point and say.



Look at \_\_\_\_\_.



## In the school canteen

1 Look and match.



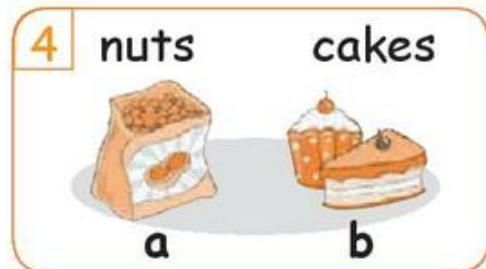
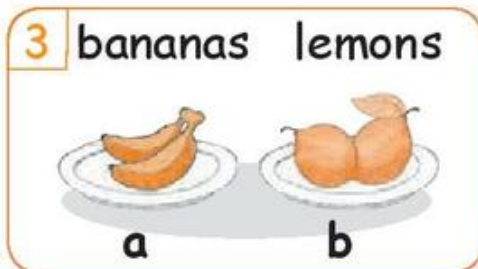
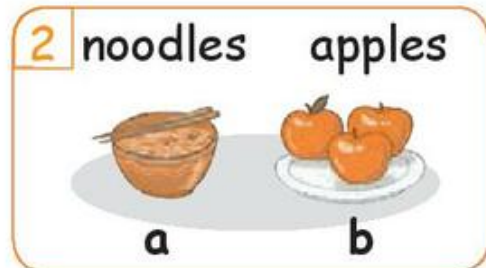

a. Nick

b. nuts

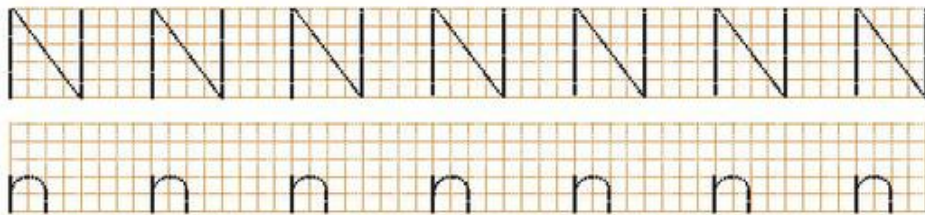
c. bananas

d. noodles


2 Listen and circle.



3 Look and trace.



4 Look and write. Then say.



1. \_\_\_oodles      2. \_\_\_ick

3. ba\_\_anas      4. \_\_\_uts

5 Read and match.

1. noodles

a




2. nuts

b



3. chips

c

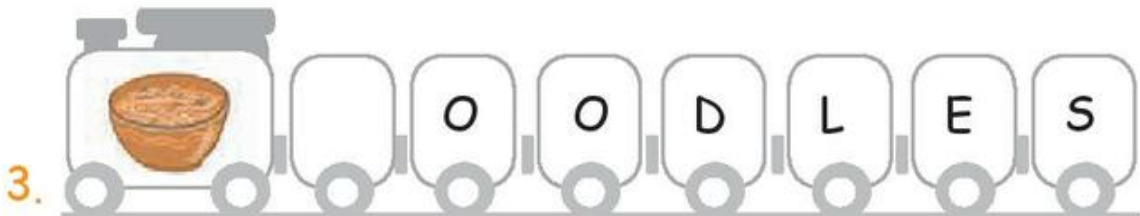
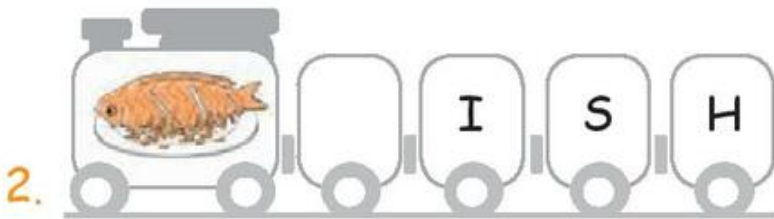



4. two bananas

d



- 6 Game: Look at the pictures and write the correct letters. Then point and say.




- 7 Project: Find and colour Nick, the bananas, the noodles and the nuts. Then point and say.



He's having \_\_\_\_\_.

1 Look and match.



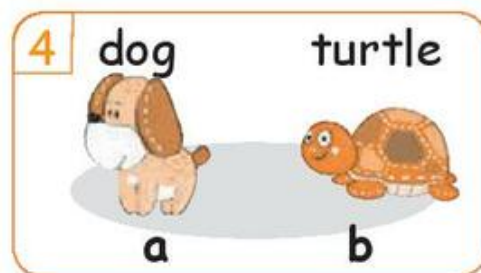
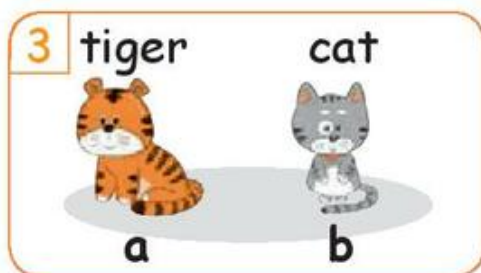
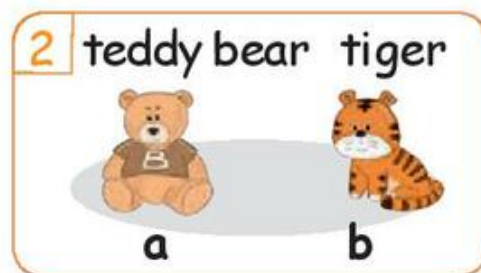
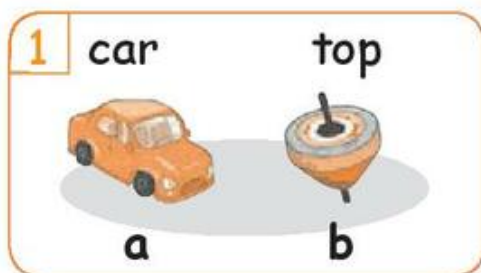
a. teddy bear

b. top

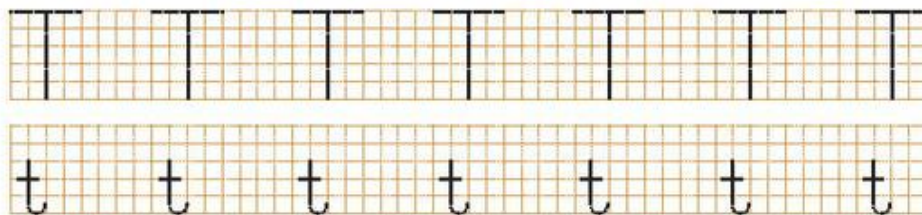
c. turtle

d. tiger

2 Listen and circle.



3 Look and trace.



4 Look and write. Then say.



5 Read and match.

1. a teddy bear

2. a top

3. a turtle

4. a tiger

a



b



c




d



6 Game: Do the puzzle. Then point and say.



7 Project: Find and colour Tony, the teddy bear, the tiger and the turtle. Then point and say.



I can see a \_\_\_\_\_.

# Unit

# 15

## At the football match

1 Look and match.



a. face

b. father

c. foot

d. football

2 Listen and circle.

1 father mother



a

b

2 hand foot



a

b

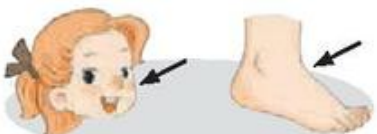
3 fish football



a

b

4 face foot



a

b

3 Look and trace.



4 Look and write. Then say.



5 Read and tick *a* or *b*.



- a  my father  
b  my mother



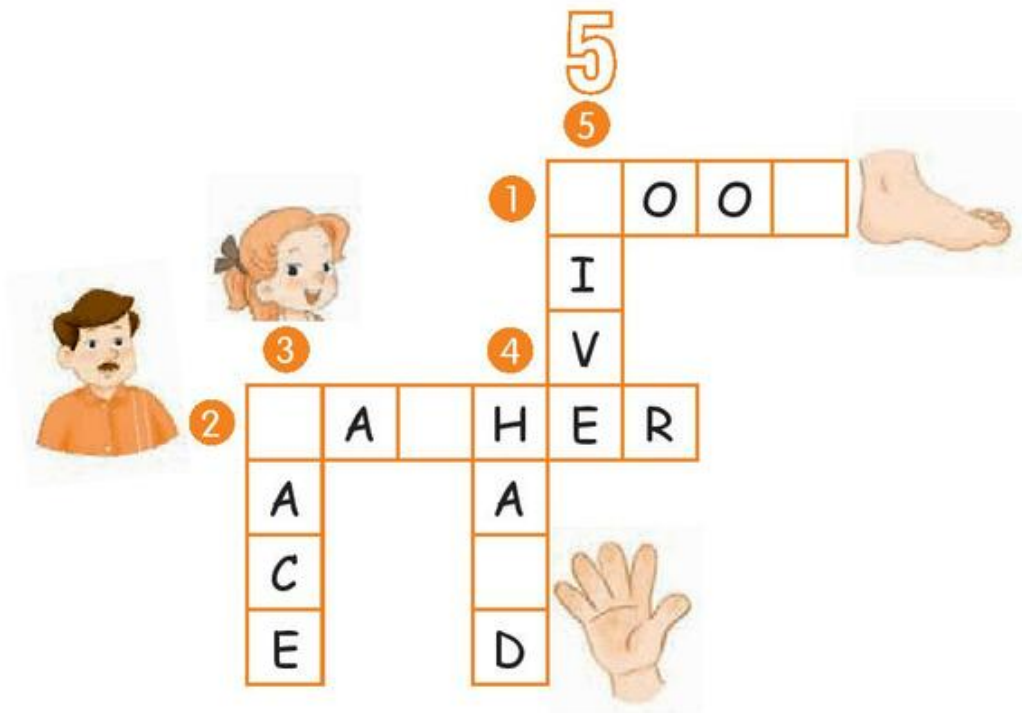
- a  a face  
b  a foot



- a  four footballs  
b  five footballs



6 Game: Do the puzzle. Then point and say.



7 Project: Find and colour Bill's face, Bill's father and the football. Then point and say.



Point to \_\_\_\_\_.

# Unit

# 16

## At home

1 Look and match.



a. water

b. washing

c. window

d. Wendy

2 Listen and circle.

1 window door



a



b

2 Wendy Bill



a



b

3 noodles water



a



b

4 washing running



a



b

3 Look and trace.



4 Look and write. Then say.



5 Read and match.

1. six windows

2. seven footballs

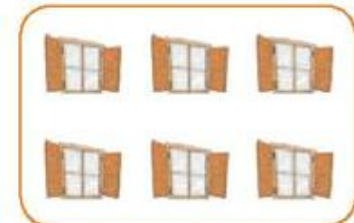
3. eight tigers

4. nine bananas

a



b











c



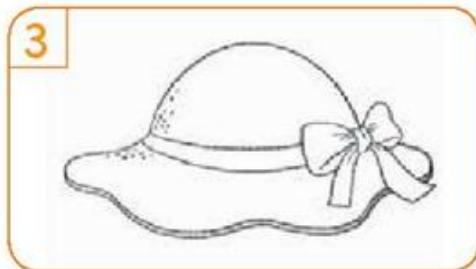
d



**6** Game: Circle the words. Then say.

	w	i	n	d	o	w	
	a	d	c	e	f	b	
	t	o	a	s	a	o	
	e	s	k	k	c	o	
	r	k	e	l	e	k	
	b	a	g	h	a	t	

**7** Project: Colour Wendy, the cat, the hat and the window. Then point and say aloud.



I can see \_\_\_\_\_.

# Audio script

## Unit 1

---

- 1 A book
- 2 A bike
- 3 A ball
- 4 Hi, I'm Bill.

## Unit 2

---

- 1 A car
- 2 A cup
- 3 A cat
- 4 A cake

## Unit 3

---

- 1 This is my can.
- 2 This is my bag.
- 3 This is my hat.
- 4 This is my apple.

## Unit 4

---

- 1 This is a duck.
- 2 This is a dog.
- 3 This is a desk.
- 4 This is a door.

## Unit 5

---

- 1 I like chicken.
- 2 I like fish.
- 3 I like chips.
- 4 I like milk.

## Unit 6

---

- 1 It's a desk.
- 2 It's a pen.
- 3 It's a bell.
- 4 It's a pencil.

## Unit 7

---

- 1 There's a girl.
- 2 There's a gate.
- 3 There's a goat.
- 4 There's a garden.

## Unit 8

---

- 1 Touch your hair.
- 2 Touch your head.
- 3 Touch the horse.
- 4 Touch your hand.

## Unit 9

---

- 1 A: How many locks? B: Two.
- 2 A: How many clocks? B: Two.
- 3 A: How many balls? B: Three.
- 4 A: How many pots? B: Two.

## Unit 10

---

- 1 That's a mango.
- 2 That's a mouse.
- 3 That's a monkey.
- 4 That's my mother.

## Unit 11

---

- 1 She's running.
- 2 It's a bus.
- 3 It's the sun.
- 4 The truck is moving.

## Unit 12

---

- 1 Look at the lemons.
- 2 Look at the lake.
- 3 Look at the leaf.
- 4 Look at Lucy.

## Unit 13

---

- 1 He's having bananas.
- 2 She's having noodles.
- 3 He's having lemons.
- 4 She's having cakes.

## Unit 14

---

- 1 I can see a top.
- 2 I can see a teddy bear.
- 3 I can see a tiger.
- 4 I can see a turtle.

## Unit 15

---

- 1 That's my father.
- 2 Point to your foot.
- 3 That's my football.
- 4 Point to your face.

## Unit 16

---

- 1 I can see a window.
- 2 I can see Wendy.
- 3 I can see water.
- 4 She's washing.



# Answer key

## Unit 1

- 1 2 b      3 c      4 d
- 2 2 a      3 b      4 b
- 4 2 book    3 Bill      4 ball
- 5 2 b
- 6 1 BOOK    2 BALL

## Unit 2

- 1 1 d      2 c      3 b      4 a
- 2 1 a      2 b      3 b      4 a
- 4 1 cup      2 car      3 cat      4 cake
- 5 1 b      2 a
- 6 a A book. A cup.  
b A ball. A cake.

## Unit 3

- 1 1 a      2 b      3 d      4 c
- 2 1 b      2 a      3 b      4 b
- 4 1 apple    2 hat      3 can      4 bag
- 5 1 b      2 d      3 a      4 c
- 6 1 APPLE    2 HAT

## Unit 4

- 1 1 b      2 c      3 d      4 a
- 2 1 a      2 b      3 a      4 b
- 4 1 door      2 desk      3 dog      4 duck

5 1 c      2 d      3 a      4 b

6 1 c      2 d      3 b      4 a

## Unit 5

---

1 1 b      2 c      3 d      4 a

2 1 a      2 b      3 a      4 b

4 1 milk    2 fish    3 chips    4 chicken

5 1 b      2 d      3 a      4 c

6 1 d      2 c      3 a      4 b

## Unit 6

---

1 1 c      2 d      3 a      4 b

2 1 a      2 b      3 a      4 a

4 1 bell    2 pencil    3 pen    4 desk

5 1 a      2 b

## Unit 7

---

1 1 c      2 d      3 a      4 b

2 1 a      2 b      3 a      4 b

4 1 garden    2 gate    3 girl    4 goat

5 3 ✓      4 ✓

## Unit 8

---

1 1 c      2 b      3 d      4 a

2 1 b      2 b      3 a      4 b

4 1 head    2 horse    3 hand    4 hair

5 1 b      2 c      3 a

6 1 HAIR    2 HORSE    3 HAND    4 HEAD

## Unit 9

- 1 1 c      2 b      3 d      4 a  
2 1 a      2 b      3 b      4 a  
4 1 mops    2 clocks    3 pots    4 locks  
5 1 d      2 c      3 b      4 a

## Unit 10

- 1 1 c      2 d      3 b      4 a  
2 1 a      2 b      3 b      4 a  
4 1 mango    2 mouse    3 monkey    4 mother  
5 1 ✓      2 ✓      3 ✗      4 ✓  
6 2 MANGO 3 MOUSE 4 MONKEY 5 MOTHER

## Unit 11

- 1 1 c      2 d      3 a      4 b  
2 1 a      2 b      3 b      4 a  
4 1 running    2 truck    3 bus    4 sun  
5 1 ✗      2 ✗      3 ✓      4 ✓  
6 Across: running, truck  
Down: bus, sun

## Unit 12

- 1 1 a      2 b      3 c      4 d  
2 1 b      2 b      3 a      4 b  
4 1 Lucy    2 lemons    3 lake    4 leaf  
5 1 d      2 b      3 c      4 a  
6 1 Lucy    2 lake    3 leaf    4 lemons

## Unit 13

- 1 1 d      2 c      3 a      4 b
- 2 1 a      2 a      3 b      4 b
- 4 1 noodles 2 Nick      3 bananas 4 nuts
- 5 1 b      2 d      3 a      4 c
- 6 1 NUTS    2 FISH    3 NOODLES

## Unit 14

- 1 1 c      2 a      3 d      4 b
- 2 1 b      2 a      3 a      4 b
- 4 1 top      2 turtle    3 tiger    4 teddy bear
- 5 1 d      2 c      3 a      4 b
- 6 1 TIGER    2 TEDDY BEAR    3 TURTLE    4 MONKEY

## Unit 15

- 1 1 c      2 d      3 a      4 b
- 2 1 a      2 b      3 b      4 a
- 4 1 father    2 face    3 foot    4 football
- 5 1 a      2 b      3 a
- 6 1 FOOT    2 FATHER    3 FACE    4 HAND    5 FIVE

## Unit 16

- 1 1 d      2 b      3 c      4 a
- 2 1 a      2 a      3 b      4 a
- 4 1 window 2 Wendy 3 washing 4 water
- 5 1 b      2 a      3 d      4 c
- 6 Across: window, bag, hat  
Down: water, cake, desk, face, book

---

*Nhà xuất bản Giáo dục Việt Nam xin trân trọng cảm ơn  
các tác giả có tác phẩm, tư liệu được sử dụng, trích dẫn  
trong cuốn sách này.*

---

**Chịu trách nhiệm xuất bản:**

Chủ tịch Hội đồng Thành viên NGUYỄN ĐỨC THÁI  
Tổng Giám đốc HOÀNG LÊ BÁCH

**Chịu trách nhiệm nội dung:**

Tổng biên tập PHAN XUÂN THÀNH

Biên tập nội dung: LÊ THỊ HUỆ - NGUYỄN THỊ THANH XUÂN  
LÊ NGUYỄN HOÀI NGÂN - TRẦN THU HÀ - VŨ THỊ LAI  
NGUYỄN ĐẶNG MAI LINH - KEN WILSON - CHANTAL SERHAN

Biên tập mỹ thuật: BÙI QUANG TUẤN

Thiết kế sách: BÙI QUANG TUẤN - THÁI THANH VÂN

Trình bày bìa: BÙI QUANG TUẤN

Minh họa: ĐÌNH THANH LIÊM

Sửa bản in: TRẦN THU HÀ

Chế bản: CÔNG TY CỔ PHẦN ĐẦU TƯ VÀ PHÁT TRIỂN GIÁO DỤC HÀ NỘI

Sách được biên soạn, biên tập, thiết kế với sự cộng tác của Nhà xuất bản Macmillan Education Limited,  
a division of Springer Nature Limited

---

**Bản quyền thuộc Nhà xuất bản Giáo dục Việt Nam và  
Nhà xuất bản Macmillan Education Limited**

---

Tất cả các phần của nội dung cuốn sách này đều không được sao chép, lưu trữ,  
chuyển thể dưới bất kì hình thức nào khi chưa có sự cho phép bằng văn bản của  
Nhà xuất bản Giáo dục Việt Nam.

**TIẾNG ANH 1 - SÁCH BÀI TẬP**

Mã số: G3BC1A001A20

In .....bản, (QĐ .....) khổ 19 x 26.5cm

Đơn vị in: ..... địa chỉ .....

Số QĐXB: 988-2020/CXBIPH/ 1-545 /GD

Số ĐKXB: /QĐ - GD - HN ngày ... tháng ... năm 20...

In xong nộp lưu chiểu tháng ... năm 20...

Mã số ISBN: 978-604-0-22395-1